

Parent Portal: View or download student documents or school resources

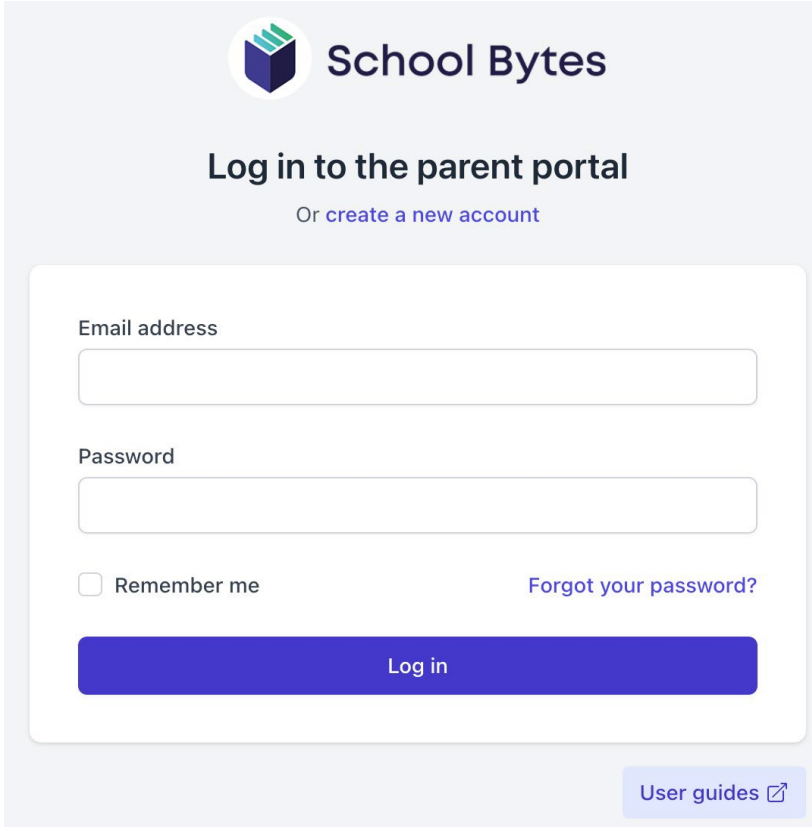
Your school uses School Bytes for parent communications and payments through a parent portal. In the parent Portal, you have access to student documents and school resources at any time.

Once your portal has been activated you can use it to give consent for events, process online payments and view the school calendar, newsletter or school documents.

To set up your parent portal follow the steps in the guide [Parent Portal: Set up your parent portal account](#).

Detailed steps

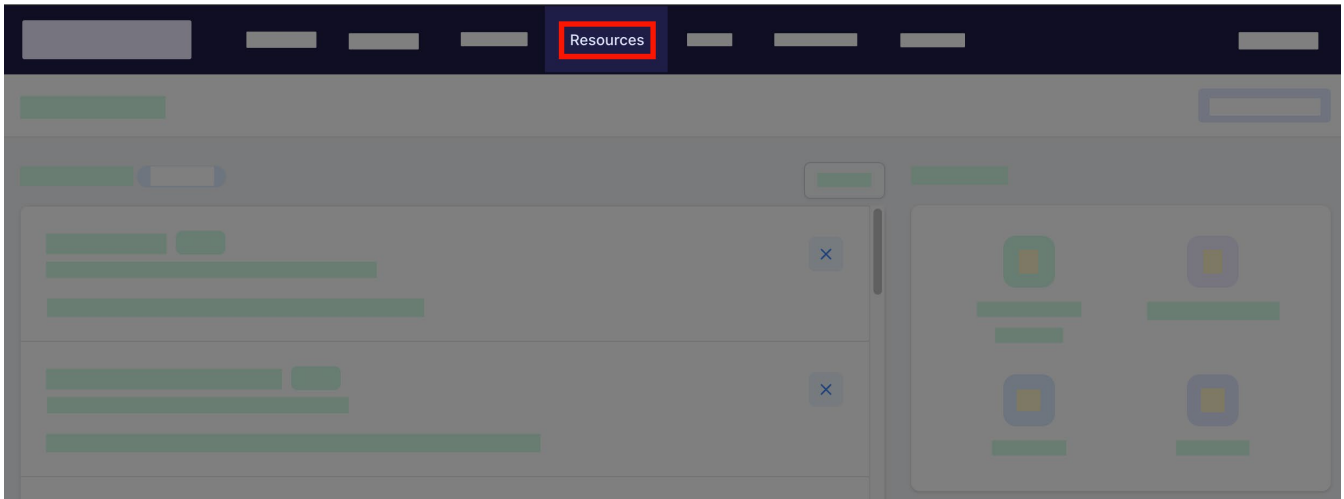
1. Open the parent portal link – <https://portal.schoolbytes.education/auth/login> – and log in to your portal.



The screenshot shows the login page for the School Bytes parent portal. At the top left is the School Bytes logo, which consists of a blue cube with green lines. To the right of the logo is the text "School Bytes". Below the logo and text is the heading "Log in to the parent portal" in a bold, dark blue font. Underneath this heading is a link "Or create a new account" in a smaller, lighter blue font. The main content area is a white rounded rectangle containing two input fields: "Email address" and "Password". Below the "Email address" field is a "Remember me" checkbox with the text "Remember me" to its right. To the right of the "Remember me" checkbox is a link "Forgot your password?". At the bottom of the white rounded rectangle is a large, solid blue button with the text "Log in" in white. In the bottom right corner of the entire page, there is a link "User guides" with an external link icon.

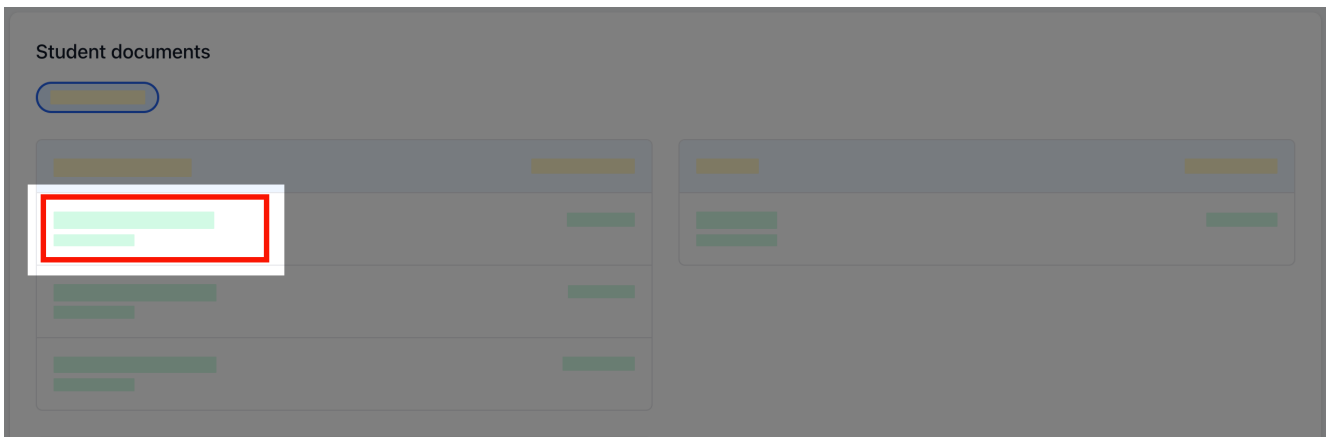
2. Select the resources tab.

A list of student documents and school resources will be displayed.




3. Select a student document.

The document will open for viewing. Depending on the document type, a download option may be available.



4. Select a school resource.

Depending on the selected resource, a document will open, download to your computer, or a website link open in a new tab.



Further assistance

If you have any questions relating to this article, please contact your school.