

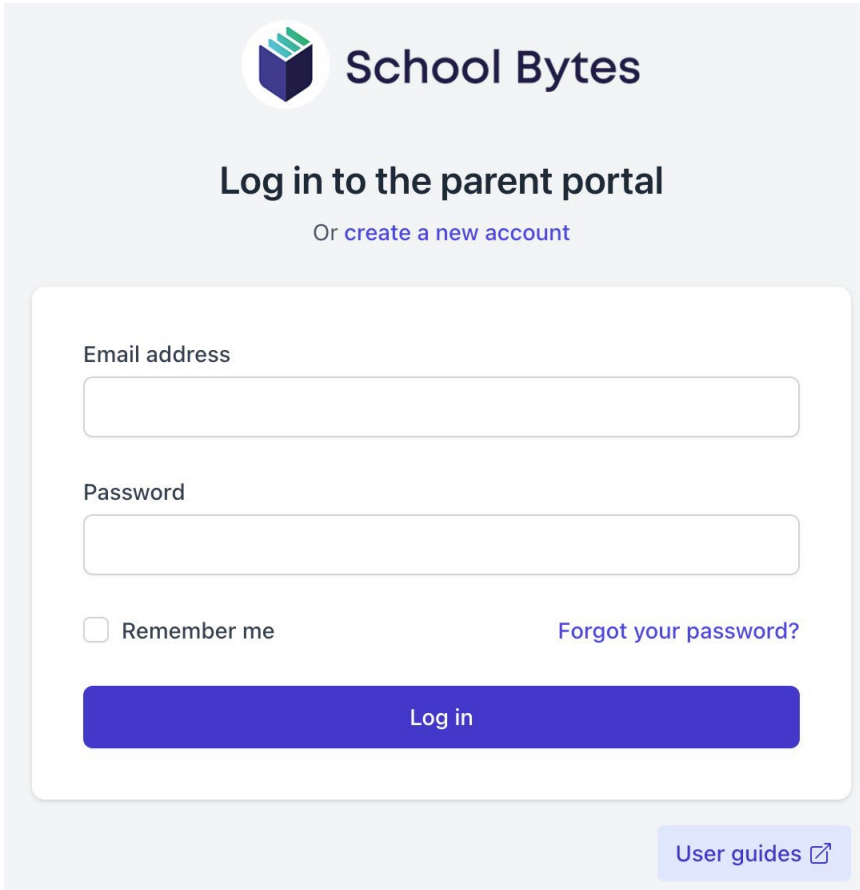
Parent Portal: Language conversion

The School Bytes parent portal provides parents and carers with the convenient option to translate portal content into various languages. The language conversion tool is easily accessible in the bottom right-hand corner of the parent portal and offers conversion options for the most widely spoken languages globally.

Please note: The language conversion tool is unavailable in the School Bytes app version of the parent portal, therefore it is recommended to use the language conversion tool using a browser.

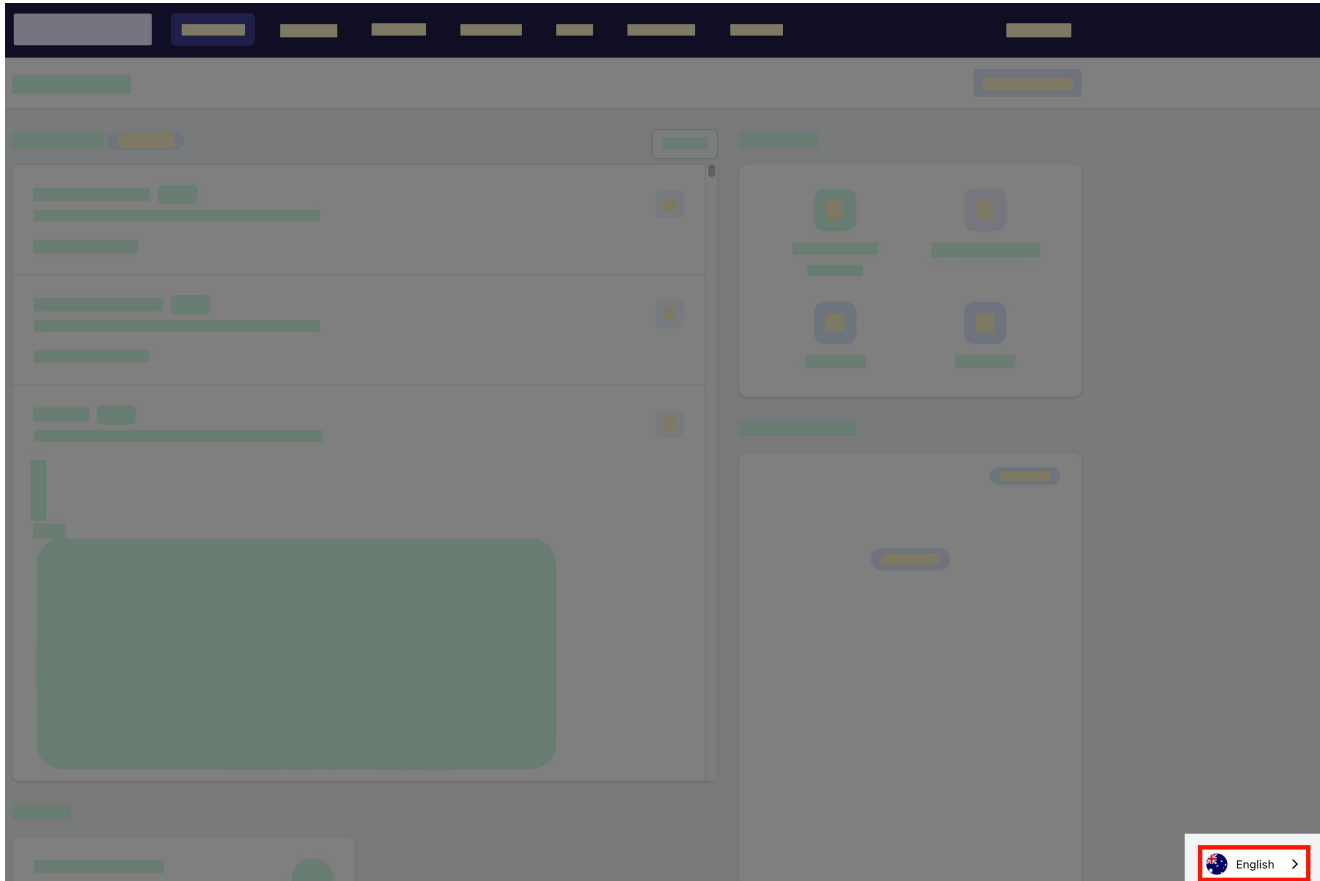
Detailed steps

1. Log into the parent portal – <https://portal.schoolbytes.education/auth/login>




The screenshot shows the login page for the School Bytes parent portal. At the top, there is the School Bytes logo, which consists of a blue cube with green lines on top, followed by the text "School Bytes". Below the logo, the heading "Log in to the parent portal" is centered, with a link "Or create a new account" underneath it. The main login form is a white rounded rectangle containing two input fields: "Email address" and "Password". Below the password field, there is a checkbox labeled "Remember me" and a link "Forgot your password?". A large blue button labeled "Log in" is positioned at the bottom of the form. In the bottom right corner of the page, there is a link "User guides" with an external link icon.

2. Select the language conversion tool.



3. Scroll through the list and select the desired language.



The content will automatically convert to the chosen language.

المشاركات 161 أخبار المدرسةالاجراءات

جديد اختبار المستقبل 3
مدرسة ريفرسايد العامة - 30 نوفمبر الساعة 11:11 صباحا
اختبار المستقبل

المستقبل جديد نشر
مدرسة ريفرسايد العامة - 30 نوفمبر الساعة 11:11 صباحا
نشر المستقبل

جديد قائمة الاختبار
مدرسة ريفرسايد العامة - 14 نوفمبر الساعة 09:11 ص



Further assistance

If you have any questions relating to this article, please contact your school.