

# HOT OR NOT



Age Rating in  
the App Store:

**17+**

**Hot or Not is an app that has its users rate the 'attractiveness' of the other users based on whatever photos they chose to share. Users then set up their account using photos of themselves. The user must also verify their gender, email address or Facebook account.**

**The Hot or Not website says it will not accept a profile unless the user is 13 or older. It also states that users from the ages of 13 - 17 can't chat or share photos with users who are older than 17. In saying that, there is no verification process.**

**Users can then log on to their account to see what other users think of them. If each user rates each other as 'hot' then they are able to send messages to each other within the app. Keeping in mind that there's no guarantee anyone is really who they say they are here.**

## Challenges

- *Objectification*
- *Rejection*
- *Creates Low Self Esteem*
- *Users can be subjected to cyberbullying*
- *Users can find themselves being sent sexually explicit images*
- *No age verification needed*
- *Shares GPS Location*

## How do I block or report another user?

If you find someone's behaviour towards you or their language abusive, you can let the website know by clicking on the icon in the top right corner on their profile page, select 'Block or Report' and choose the reason.

## How do I delete my Hot or Not account?

If you really want to delete your Hot or Not profile, just log into your account and click on

the cog icon on the top right corner of your profile page. Scroll down to the bottom of the page where it says 'Delete Account' and follow the instructions given.

Remember to talk to your child about which apps are age appropriate for them to use. Be sure to help them understand that other peoples opinions should not define their self-worth as Hot or Not implies, and direct them to more teen-friendly apps.

The Carly Ryan foundation do not recommend this app appropriate for anyone under the age of 17 to use.

App Fact Sheets available from the Carly Ryan Foundation. Please email: [info@carlyryanfoundation.com](mailto:info@carlyryanfoundation.com)

# WHISPER



Whisper is a social anonymous confession application. It allows users to superimpose text over a picture in order to share their thoughts and feelings anonymously. However, you post anonymously, but it displays the area you are posting from. You can also search for users posting within a kilometre from you.

All too often, those whispers are sexual - and sometimes so are users trying to meet with other users for sex. There's copious strong language and sexual images (though no actual sex is shown). The app also encourages private communications in which users can exchange images and personal information.

Anyone can post an anonymous message to the service in the form of an image with text overlaid on a picture. When the user opens the app, they will see six such images. Each one has a "secret" on it. The user can then respond to a message publicly or privately.

Users don't have a public identity in the app. While they do have persistent handles, there's no way to contact them except through the messages they post.

## Challenges

Due to the anonymity, kids are posting pics of other kids with derogatory text superimposed on the image. Also, users do not have to register to use Whisper and can use the app to communicate with other users nearby through GPS. Sexual predators use the app to locate kids and establish a relationship.

## How do I block a user on whisper?

To block a user from within chat, tap on the ellipsis in the upper right corner and click the 'Block' icon. You can also block a user if you swipe left across a chat in the inbox screen and press Block.

## How do I delete my Whisper account?

Unfortunately there is no quick way to delete your whisper account. This is the information about the process from the Whisper website. *'Upon your request, we can delete your account. You may make such request by emailing Support from the app. You can elect to delete all of*

*your Whisper content OR completely delete your account. **Note:** Completely deleting your Whisper account will prevent you from joining the Whisper community in the future on your device. You will only be able to browse content.'*

Many whispers seem to be an attempt to get replies and likes (called 'hearts'). Talk about how to evaluate whether a user might be stretching the truth to get a response.

The images in Whisper could lead to some uncomfortable discussions about the sexualization of everyday topics.

The Carly Ryan Foundation does not recommend the use of Whisper for anyone under the age of 18.

App Fact Sheets available from the Carly Ryan Foundation. Please email: [info@carlyryanfoundation.com](mailto:info@carlyryanfoundation.com)

# WISHBONE



**Wishbone is a survey application aimed mostly at teenagers. Although their terms and conditions say that the app is rated 17+ the app store says 12+. The user can connect to the application using Facebook or Twitter. Or alternatively they can skip the 'log on' process.**

**Users are presented with two cards, and are then asked to choose a preference. Many of the cards that come up include inappropriate language language written in the comments. Wishbone users are also able to produce their own cards so that other users can select their preference.**

## Challenges

Users are able to write comments underneath other users cards. If the two users follow one another then they are able to send private direct messages to each other. Some of the users have been known to create cards which include pictures of people that they know for the other users to then rate them 'who's the prettiest, or hottest?'

When using Wishbone, the users are able to create a public profile and biography. If the user chooses to link their social media accounts to Wishbone, the app can then accumulate a large amount of the users personal and private information, and will be exposed to high volume advertising based on their information.

In 2017 Wishbone was hacked and millions of users had their personal information circulated online. There have also been many reports of cyberbullying within the app, especially when people's photos get used without their permission and rated.

## How do you report?

You can report content that may be upsetting or inappropriate on the app by simply

selecting the three dots on the top right side of the app and selecting report.

## Blocking users

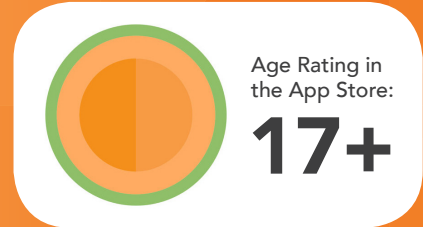
To block a user, navigate to the user's page and select the three dots on the top right side of the app and click 'Block user'.

Help your child understand how to deal with different online risks that they may be exposed to on the app such as cyberbullying or inappropriate content.

Advise your child not to link the app to their other social account so it does not pull in personal information into their Wishbone account and draw information about their friends. Also, make sure they choose an anonymous username and a strong password to protect their content.

App Fact Sheets available from the Carly Ryan Foundation. Please email: [info@carlyryanfoundation.com](mailto:info@carlyryanfoundation.com)

# MELON



**Melon is video chatting application that allows people to connect with the tap of a button. The user can chat with as many different users as they like. The application records a history of the chats so the user can then revisit the chat with their new 'friend'.**

**There are filters within the app that allow the user to talk to people in 'specific' regions, but cost either a weekly or monthly fee. The app pairs the users based on age and gender and once an account is created they get automatically paired with another user via video. There is an option to have location services on for the application, Melon recommends having it on so that the user can 'make friends all over the world.'**

Melon is a messaging app that allows users to chat with strangers, share images, and more. Not only does this app make it easy for children and teens to engage in age - inappropriate conversations, it makes it easy for predators to connect with potential victims. For these reasons, no child under 18 should use this app.

## Challenges

There is no real filtering that is possible with the video chatting because the users control their own video feed. There has been many reports of misuse and inappropriate behaviour. This behaviour can be reported, but only after it has occurred.

All anonymous video - sharing apps bring risk of the user being exposed to inappropriate content. Many people have compared this application as a cross between Omegle and Tinder.

### How do I block on Melon?

Unfortunately there is no way to block on this app.

### How do I delete my Melon account?

- *Firstly login to the site and click on the team chat from the left sidebar.*
- *Go to the text chat panel and specify that you would like your account deleted.*
- *If you don't get any response send an email*


Now wait until staff contact you. Unfortunately you can't delete account within settings.

App Fact Sheets available from the Carly Ryan Foundation. Please email: [info@carlyryanfoundation.com](mailto:info@carlyryanfoundation.com)



the *Carly Ryan* foundation. **APP FACTS**

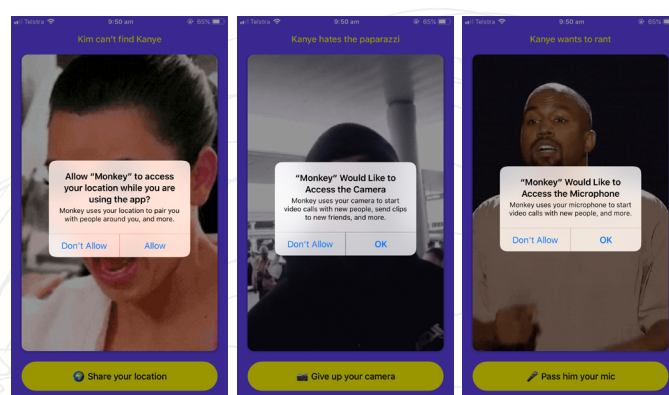
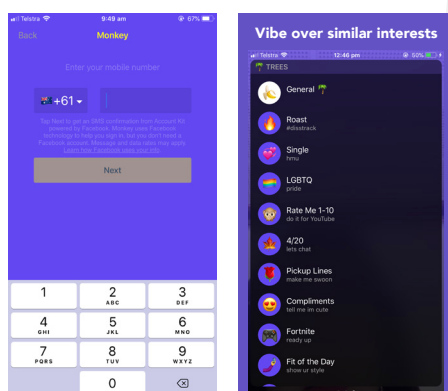
# MONKEY



**Monkey is an application that allows its users to connect with strangers all over the world via a 10 second video chat. Upon creating a Monkey account the user must log in using his or hers Snapchat details, setting an age (this can be whatever they like) and providing a phone number. The user is able to pick 'similar interests' before connecting with another user.**

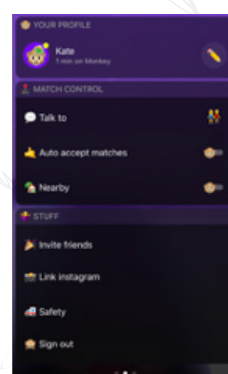
## How does it work?

Before connecting, the user will see the age and gender of the potential 'friend', they can then choose to accept or deny the video request. Once the live video chat has ended each user gets to decide whether or not they would like to continue chatting with the other user. If both users decide yes they can continue to chat either via 'text' or 'live video chat'.



## How do I report another user in the app?

While there is a report button to flag any inappropriate content, that method takes the 'after the damage is done' approach to keeping their app free from pornography and bullying.



If a user sees any inappropriate content they should report it immediately using the report button on the top right of the screen.

If the user is subjected to any inappropriate content they should end the chat straight away and report the other user. We would also recommend turning off 'auto accept matches' and 'nearby'.

## Challenges


There are many reports of users opening a video chat and being subjected to full on nudity, seeing the other user performing sexual acts, grotesque language, name calling, bullying and drug use.

The application gives users an option to turn location services on in order to be connected to people in their area. The user must also allow access to their camera and microphone. There have been many reports of predators using Monkey to groom and access young people.

The Carly Ryan Foundation would not recommend anyone under the age of 18 use this application.

App Fact Sheets available from the Carly Ryan Foundation. Please email: [info@carlyryanfoundation.com](mailto:info@carlyryanfoundation.com)

# WICKR



## Wickr instant messaging app allows users to exchange end-to-end encrypted and content-expiring messages, photos, videos, file attachments and end-to-end encrypted video conference calls.

Wickr keeps conversations private by using peer-to-peer encryption which does not rely on centralised private decryption methods. Instead, both the users ID and device undergo multiple rounds of salted cryptographic hashing using SHA256. All data is encrypted using AES256 in transit and when stored on your device. Both messages and media are 'forensically wiped' from your device after they expire.

You can even set messages to self-destruct a few seconds after the recipient reads them. It's a digital security bubble that makes sure nobody can snoop on your conversations, and nobody can access your stuff.

### How do I block on Wickr?

You'll find the 'Block' feature in your conversations list on mobile. When you are in conversations, view the info of the contact you wish to block by pressing their avatar (image/initial next to the Contact name) and press the 'Block' symbol.

On desktop, you can click on the person's avatar within a conversation or in the contact list to get to their info to pop up.

The default setting allows you to receive

messages from anyone who knows your Wickr ID (username). The 'Block List' setting lets you block specific people from sending you Wickr messages. If you do not want to receive messages from a certain user, add their Wickr ID to the 'Block List' or simply select the 'Block' icon in their contact card when you receive a message from them.

The blocked user will not receive a notification or any indication that they have been blocked, but their messages will no longer show up on your devices.

### How do I delete my Wickr account?


You can delete your Wickr account from within the app. You will have to be able to login to the app in order to delete your account. There is no way to delete an account without the current working password.

On both iOS and Android, you can go to:

- *Settings > Terminate Account*

App Fact Sheets available from the Carly Ryan Foundation. Please email: [info@carlyryanfoundation.com](mailto:info@carlyryanfoundation.com)

# TELEGRAM



**Telegram is a messaging app with a focus on speed and security, it's super-fast, simple and free. You can use Telegram on all your devices at the same time — your messages sync seamlessly across any number of your phones, tablets or computers.**

Telegram is a free texting application with zero advertisements.

All the texts and phone calls are encrypted through Telegram, and you can send absolutely any file type you want — even large ones up to 1.5 GB. This is unique to most messaging apps that support image and video files.

The messages are synced across all supported devices because the messages and files are stored in the cloud. You can delete texts whenever you want and make secret chats that dissolve messages on a timer.

## Challenges

You can address up to 5,000 of your closest friends in one single group message.

Secret Chats are possible and encouraged. The app explains how to create a Secret Chat message – these messages are not available in the cloud and cannot be accessed on other devices – only the sending and receiving device can access the content of the messages.

If your child uses this, it should be with no usernames and just between family members and trusted friends; however, this app makes these details difficult to monitor and enforce. The app was clearly created for adult interaction. The secretive nature of this app lends itself to inappropriate and questionable content sharing and behavior. The ability to connect with total strangers with the added option for secret environments and conversations is extremely risky and problematic for teens.

## How do I block on Telegram?

Open the Telegram app on your Android. The Telegram icon looks like a white paper plane in a blue circle.

- Tap the three horizontal lines icon.
- Tap Contacts on the menu.
- Select the contact you want to block.
- Tap your contact's name or profile picture.
- Tap the three dots icon.
- Tap Block on the menu.
- Tap OK in the pop-up.

## How do I delete my Telegram account?

### IOS

- Go to <https://my.telegram.org/auth?to=deactivate>
- Enter Telegram associated Phone number.
- Confirmation code sends to your Telegram account.
- Enter the confirmation code.
- Click on Deactivate account option.
- Under Delete your account option click on Done.
- Click on Yes, delete my account button.

### Android

- Go to <https://my.telegram.org/auth?to=deactivate>
- Type your phone number.
- Tap Next.
- Type the confirmation code.
- Tap Sign In.
- Tap Deactivate account.
- Tap Done.
- Tap Yes, delete my account.

App Fact Sheets available from the Carly Ryan Foundation. Please email: [info@carlyryanfoundation.com](mailto:info@carlyryanfoundation.com)

# FLIPGRID



**Flipgrid is a social learning platform that allows educators to ask a question, then the students respond in a video. Students are then able to respond to one another, creating a 'web' of discussion. It is a private program that is managed by the school where teachers must invite students to their 'grid' (class) and ask class questions.**

The purpose of the app is to bring kids out of their shells and make them feel more comfortable answering questions in class, instead of feeling at risk by answering a question wrong to the teacher, or in front of the whole class.

Privacy is a top priority for FlipGrid. In their terms, it states: *Your privacy and that of your students is important to us:*

- We do not use personal information to market or advertise to you or students
- We do not sell user personal information.

*Flipgrid does use your personal information for certain stated purposes, such as providing and improving the service and communicating with Grid Owners (but not Students) about new Flipgrid features and events. Please read the Privacy Policy below, as it describes what information we collect from you, how we use that information, and the legal bases we have to process your information.*

<https://legal.flipgrid.com/privacy.html>

With Flipgrid, students do not create accounts. Educators provide students a Flip Code and students enter this on the Flipgrid app or at **flipgrid.com**. The Flip Code also creates a shareable URL (e.g., *flipgrid.com/FlipCode*).

After entering the Flip Code, students will need to verify they have permission to access the Grid.

This depends on the Grid security you have setup:

- 1** *School Email Domain - Students enter the Flip Code and verify their school email using Microsoft or Google. If you see an error message in red text, please ask your educator to add the domain to the approved list.*
- 2** *Student ID List - Students enter the Flip Code and input their Student ID # or scan a QR code for verification. Only those on your Student ID list have access (great for students without email).*
- 3** *PLC or Public - Allow anyone to view videos with just the Flip Code (additional Grid Password is optional). To record a video, participants verify their email address via Microsoft or Google.*

The application is a closed network and has no public chat functionality with the outside world. Furthermore, strangers are unable to make accounts and attempt to infiltrate the class.

App Fact Sheets available from the Carly Ryan Foundation. Please email: [info@carlyryanfoundation.com](mailto:info@carlyryanfoundation.com)